



# Frog Finder's Guide



**OUR FROGS NEED YOU!**

The Mary River Catchment Coordinating Committee (MRCCC), in partnership with the Australian Museum FrogID team, is inviting people to help our frogs. Join in and collect frog information from as many parts of the Mary River catchment (and adjacent smaller catchments) as possible. We're aiming for 5000 frog encounters!!!

**WHY?** Frogs world-wide are in decline (one third!) and Australia is no exception. They are early indicators of environmental change and their welfare can directly reflect the health of the environmental support systems we rely on and enjoy. The information gathered during this frog search will contribute to a significant increase in knowledge of frog distributions, population levels, habitat requirements and breeding activity. The flow-on benefits will be to better guide land and waterway management to ensure environments are thoughtfully cared for.

**WHO?** Anyone! However we are targeting the Mary, Noosa River, Kin Kin and Burrum River catchments, and coastal drainages from Noosa to Burrum Heads (including off-shore islands). Everyone can contribute as a Citizen Scientist.

**WHEN?** We have chosen February to collect records as it is likely to be hot and wet; ideal for frog activity in the tropical and sub-tropical zones. Night time is best for active searching or listening for calls. During the day frogs hide away but can sometimes be spotted with keen eyes.

**HOW?** Where frogs are can be predictable or surprising. You can actively go to find them but they can also appear during your normal activities. Frogs need moisture and many of our frog species are adapted to periods of dry and can be found around temporary water bodies like puddles, soaks, ephemeral creeks. Others stay close to permanent water like dams, billabongs and flowing waterways. Sand piles, mulch, pot plants and wet roads are all places you may come across frogs.

A torch or headlamp is good for spotting frogs - not too bright as it may hurt their eyes. Using a headlamp is best as you can then see the eyeshine of larger frogs. A torch held up to your eyes will give the same effect. Walk slowly and quietly in forests, along creeks, around dams and billabongs. Watch intently for movement on the ground

**RECORDING YOUR ENCOUNTER** Sightings - If you see a frog at night, keep your torch and eyes on it as you get closer or it will likely jump away. Take photos if you can (see reverse for important frog features used in identification). Submit your photo with a completed 'Frog Finder's Record Sheet' downloadable from the MRCCC website.

## CALLS - TWO CHOICES!

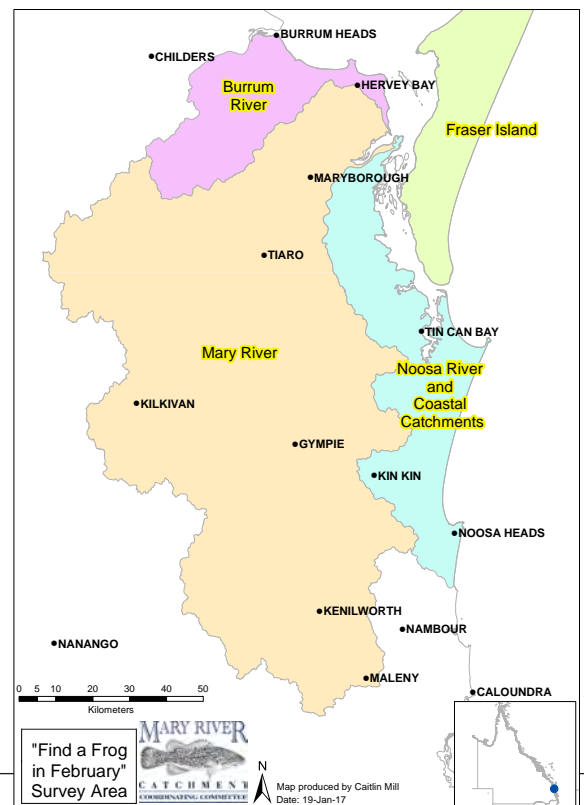
1. Use any recording device and send it in with your 'Frog Finder's Record Sheet' to the MRCCC for identification.
2. Register with the 'Find a Frog - MRCCC' group in the FrogID phone application. Record the call on your phone and submit it to FrogID.

## WHAT HAPPENS WHEN YOU SUBMIT YOUR RECORD?

You will be contacted by the MRCCC or the FrogID team as to the identification of your frog/s. Records sent to the MRCCC will be entered into the Queensland's wildlife database; WildNet where the information is stored safely and is accessible for planners, researchers and those interested. FrogID records are stored in the Australian Museum database and are also shared with WildNet. So, either way your records become valuable additions to our collective knowledge.

**IT IS IMPORTANT NOT TO HANDLE OR DISTURB FROGS - THEY ARE VERY SENSITIVE TO CHEMICALS AND ABRASIVES.**

**DON'T TOUCH FROGS, TADPOLES OR EGGS, OR MOVE THEM FROM ONE SITE TO ANOTHER - AVOID SPREADING FROG DISEASES.**



**MRCCC - MARY RIVER CATCHMENT COORDINATING COMMITTEE**

**WORKING TOWARDS A SUSTAINABLE AND PRODUCTIVE FUTURE FOR THE MARY RIVER CATCHMENT**



# Tips for frog finders


Important features to photograph or record

Wark!  
The male's call!

Eye colour (top and bottom may be different)

Back colours, patterns, ridges, warts

Colour and/or patterns of face and along upper lip



Leg markings – bars, colour patches, glands (raised area)

Belly colour, patterns and texture

Toe pads present or not


Webbing of toes and/or fingers

Side colours, patterns, extent of black facial line (if present)



## PHOTOGRAPHING FROGS


Take photos from the top, side and underneath if possible.



TOP



SIDE



BELLY

## HOW TO COLLECT AN AUDIO RECORDING



You can use a mobile phone, digital recorder, and often your camera that is set to video mode. Get as close as you can and obtain a good representation of the call.

**YOUR SAFETY** is of great importance to us – we want you to take care and not be injured while collecting frog records. Be aware of hazards such as tripping, bites, steep banks, spiky things and getting lost. Come home safely!

## USEFUL RESOURCES

See the MRCCC website below for a list of phone apps, websites, books and publications. See [www.frogid.net.au](http://www.frogid.net.au) for the FrogID app or visit [http://www.froggingaround.com/frog\\_id\\_key.php](http://www.froggingaround.com/frog_id_key.php) Check our website for regular updates of frog records that come in. Can you help us reach 5000 records?!

The MRCCC gratefully acknowledges the support for this program from: The Sunshine Coast Regional Council, Noosa Council, Gympie Regional Council and the Burnett Mary Regional Group. Appreciation to Cathey Osborne for her generous gift of Celtic frog design for our logo.

Further support for MRCCC activities is provided by: the Australian Government Department of Environment, the Queensland Department of Main Roads, Environment and Heritage Protection and Science, Information Technology, Innovation and the Arts, and landholders throughout the Mary Catchment.



**MRCCC** Mary River Catchment Coordinating Committee

*Working towards a sustainable and productive future for the Mary River Catchment.*

Resource Centre  
25 Stewart Terrace, Gympie  
Postal PO Box 1027, Gympie, Q 4570  
Phone (07) 5482 4766  
Fax (07) 5482 5642  
E-mail [admin@mrccc.org.au](mailto:admin@mrccc.org.au)  
[www.mrccc.org.au/frog-in-february](http://www.mrccc.org.au/frog-in-february)

